

The 2012 Update to the GSC Assessment Form

Jane Zehnder-Merrell

Kids Count in Michigan Project Director

Michigan League for Public Policy

Overview of Update

- Talking about poverty
- Changes to 2012 Assessment Form
- Other sources of data

Know your source for child poverty data

SAIPE – Small Area Income and Poverty Estimates

- Every county every year – single year
- Young child poverty ONLY FOR STATE

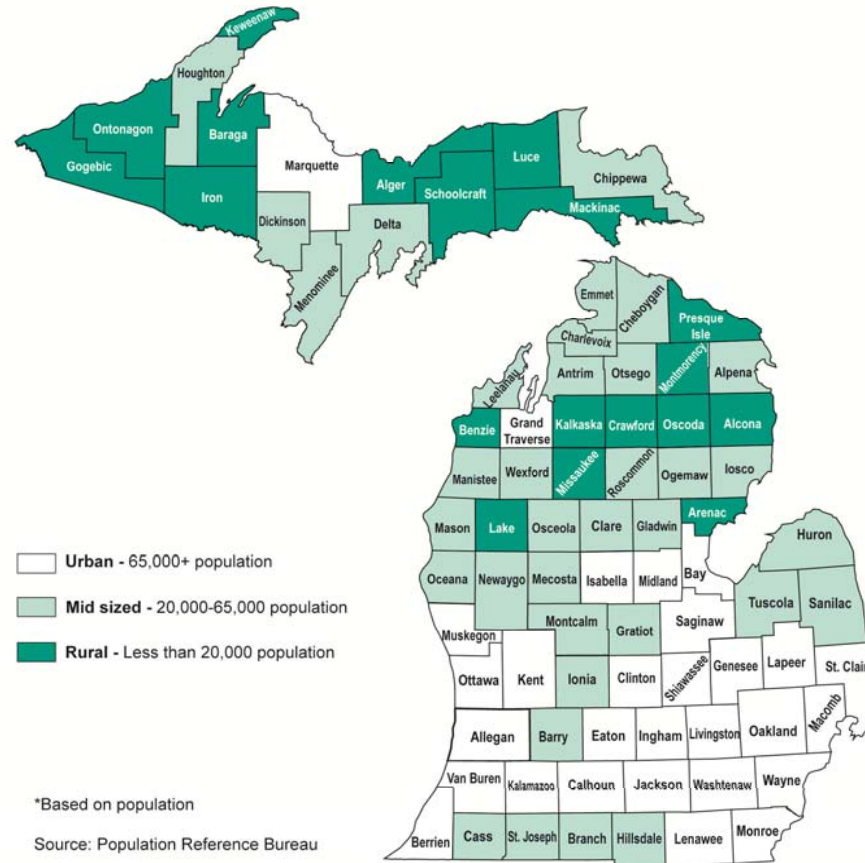
American Community Survey (ACS)

- 1 – 65,000+
- 3 – 20,000-65,000
- 5 – less than 20,000

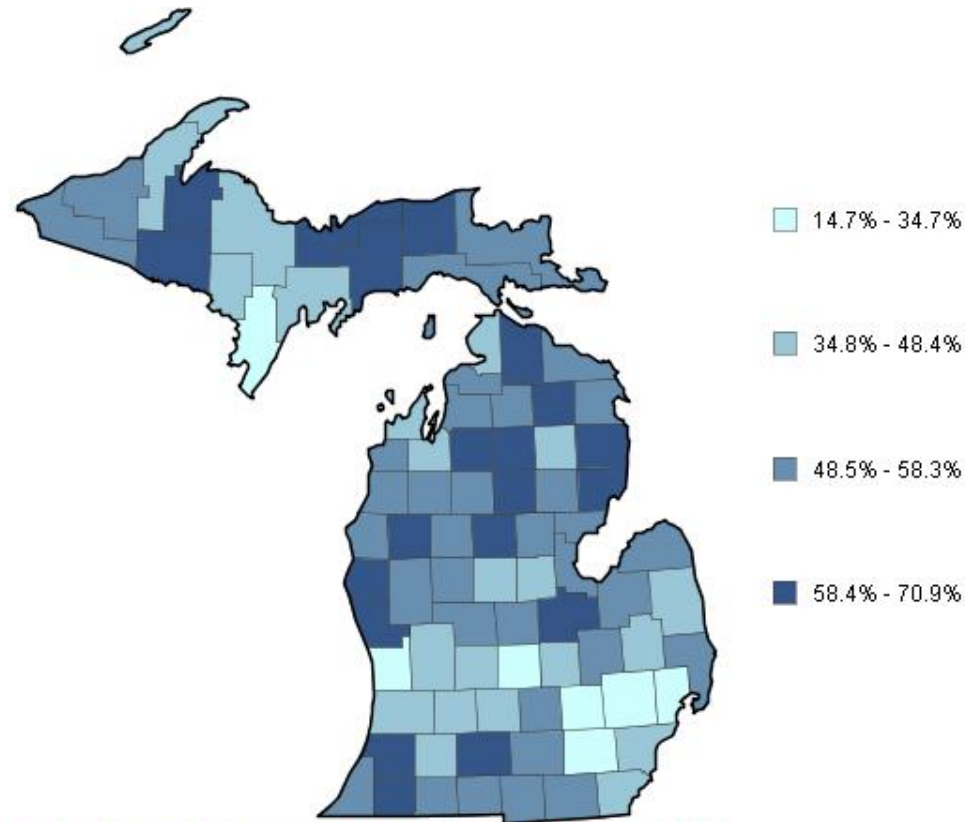
Medicaid-eligible births - <185% FPL

American Community Survey-1, 3, 5

Michigan County Groups*



Talking about Poverty: Medicaid Eligible Births



Medicaid Paid Births - 3 year average (Percent) - 2010

Michigan League for Public Policy
KIDS COUNT Data Center, www.kidscount.org/datacenter
A Project of the Annie E. Casey Foundation

Changes 2012

Birth certificate issues - 3

No longer available

MEAP proficiency standard

NSCH indicators

Featured indicators on Data Center

Birth certificate issues - 3

1. Less than adequate prenatal care
2. No high school diploma
3. Smoked during pregnancy

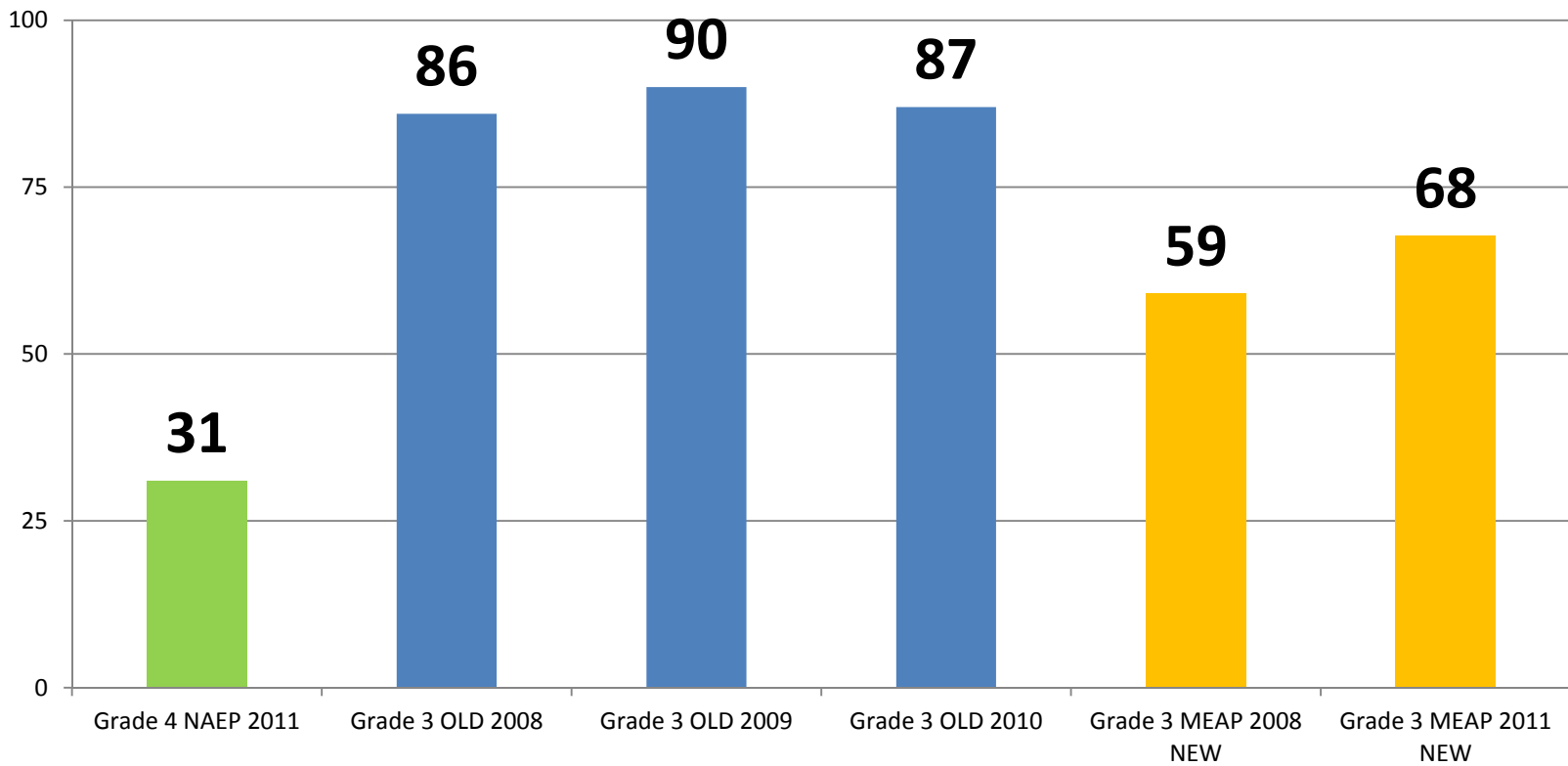
No Longer Available

FIP sanction - # young children
affected (2009)

GSRP enrollment – # of slots (2011)

Risk of developmental delay (2005)

MEAP proficiency standard changed.



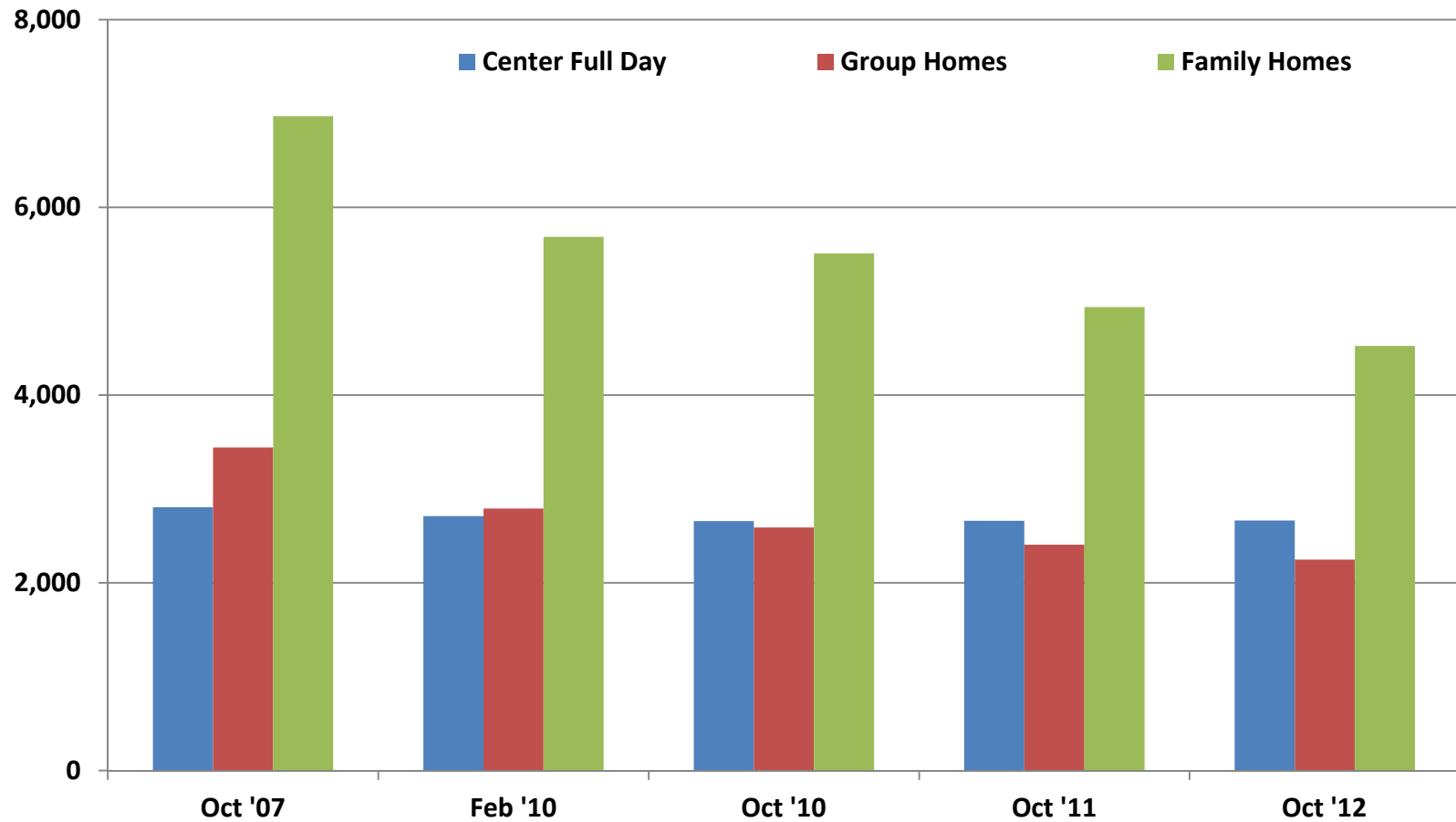
NSCH indicators

12 Medical Home

23 Reading to children

National Survey of Child Health 2007 and 2011

The supply of licensed family, friend and neighbor care is shrinking.



Featured Indicators on the national Data Center

Profiles

(Showing 9 Featured Indicators of [full set](#))

[View the Profile for This State/Territory](#)

[View Community-Level Profiles](#)

Featured Indicators: Select an Indicator to Learn More	%, #, or \$
Total Births (2010)	114,717
Births to Teens Under Age 20 (2010)	9.9%
Repeat Teen Births Ages 15-19 (2010)	18.1%
Births to Unwed Mothers (2010)	41.3%
Births to Mothers with No Diploma or GED - New Birth Certificate (2010)	15.9%
Births with Late or No Prenatal Care - New Birth Certificate (2010)	3.6%
Births to Mothers Who Smoked During Pregnancy - New Birth Certificate (2010)	18.0%
Low Birthweight Babies (2010)	8.5%
Preterm Births (2010)	10.1%

Selecting Featured Indicators for a Community Profile

Ingham (County) [Select another MI location](#)

Indicators:

- All Indicators ?
- Featured Indicators** ?
- MI KIDS COUNT Indicators ?
- National KIDS COUNT Index Data ?
- Early Reading Indicators ?
- Custom Profile
- By Category

Demographics

Notes/Sources:

Show

When available, show data as:

Number/Currency

Percent/Rate

Profile for Ingham (County)

Data Provided by: Michigan League for Public Policy

Featured Indicators

Total Births (Number) Showing most recent 5 years; [Show All Years](#)

2006	2007	2008	2009	2010
3,639	3,606	3,578	3,482	3,409

Births to Teens Under Age 20 (Number) Showing most recent 5 years; [Show All Years](#)

2006	2007	2008	2009	2010
374	365	368	352	338

TOOLBOX: [Print](#) | [Email](#) | [Share](#) ▼

RELATED KIDS COUNT DATA

Data Center
View [Michigan's main page](#).

KIDS COUNT Census Data Online
View [2000 KIDS COUNT Census data](#), covering hundreds of indicators for thousands of geographic areas.

National Data Center: Featured Indicators for EC

1. Pop 0-5
2. Births – Less than adequate prenatal care
3. Infant mortality
4. Medicaid Elevated Blood Lead
5. Foster/relative care
6. Births to women with no high school diploma

Featured Indicators (cont)

1. Births to teens (under age 20)
2. MEAP reading Grade 3
3. Special Ed – ages 0-5
4. Births covered by Medicaid
5. Young children on FAP
6. Confirmed victims of abuse/neglect

KC in MI Data Book 2012 Release

Tuesday – February 5, 2013

Briefings in December

Embargoed release

Data Resources

- www.kidscount.org –
 - Community Profiles
 - Featured Indicators
- www.mlpp.org
 - County or city profiles (Right Start & Data Book)
 - Policy issues – economic security/budget/tax
 - janezm@mlpp.org