

# An Orientation to the GSC Assessment Form

Jane Zehnder-Merrell

Kids Count in Michigan Project Director

Michigan League for Public Policy

# Four of Five Points



# Overview

- Community Conditions

---

- **Pediatric & Family Health:** Physical Health
- **Social & Emotional Health**
- **Child Care and Education:** Early Care
- **Family Support:**
  - Parenting Education and Support
  - Basic Needs/Security and Safety
- **Parent Leadership**

# Thinking about indicators

- Outcomes vs. program participation
- Rates vs. numbers
- Local vs. state/national
- Small numbers
- Trends

# Community Conditions

## Basic Demographics

- Population
  - number of young children
  - Race/ethnicity
- Economic status
  - Child poverty – (\$18,000 -3/\$23,000 -4)
    - race/ethnicity
    - BELOW 200% FPL
  - School lunch at free reduced price – BUILDING

# The Problem with Poverty

**SAIPE** – Small Area Income and Poverty Estimates

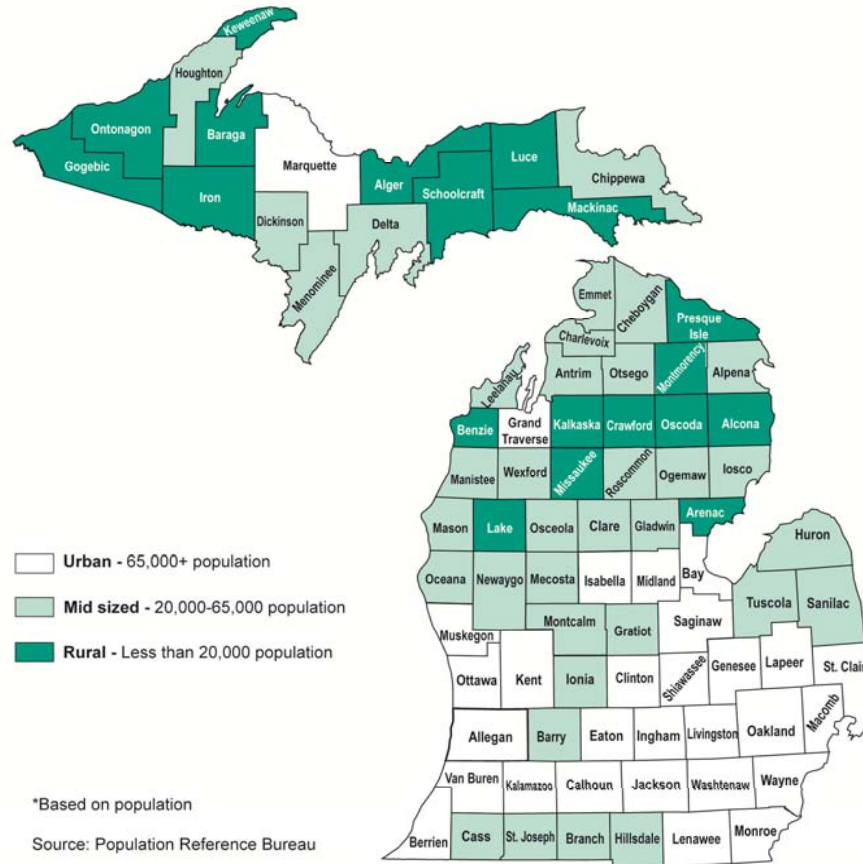
- Every county every year – single year
- Young child poverty ONLY FOR STATE

**American Community Survey (ACS)**

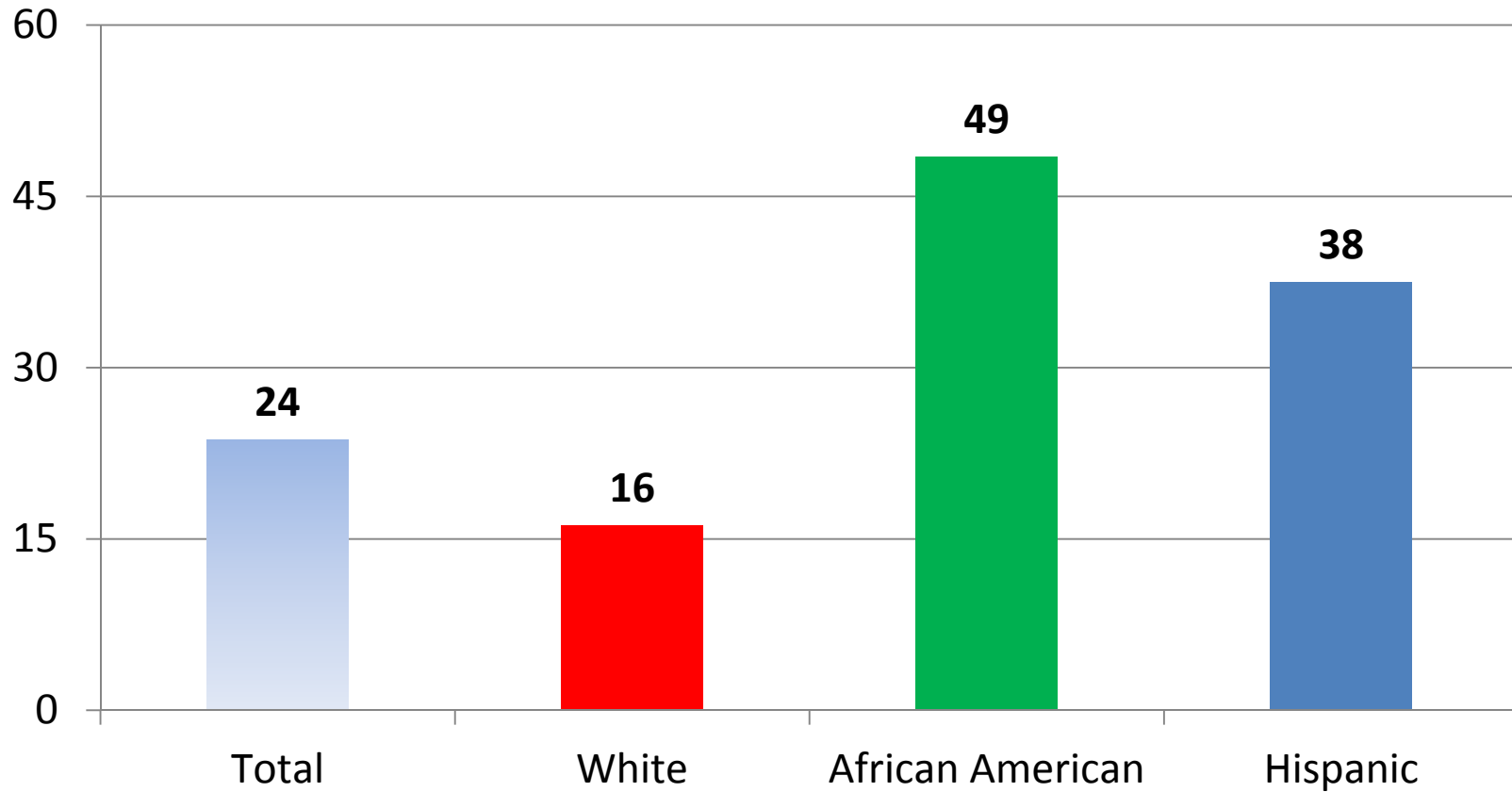
- Age, race, gender
- Every year
  - 1 – 65,000+
  - 3 – 20,000-65,000
  - 5 – less than 20,000

# American Community Survey-1, 3, 5

Michigan County Groups\*



# Poverty rates vary considerably by race/ethnicity.





# Community Conditions -2

## **economic environment**

Unemployment

Median household income

Single-parent families

**Pre-1950's housing stock**

## Family Support –

### Basic Needs – Program Participation

- Births covered by Medicaid (<185% FPL)
- Family Independence Program (FIP) – (<60% FPL): 2/3, <\$814, \$492
- Food Assistance Program (FAP) – (<130% FPL) \$1.50
- Women Infants Children (WIC) – (<185% FPL) \$30-\$112, ages 1-4
- Abuse/Neglect victims ages 0-5

# Family Support

## Parents at risk

### Mothers at risk

- No high school diploma
- Teenager (Under age 20) - % births
- Teenager with second or third birth - % teen births

English language services, ages 5-19

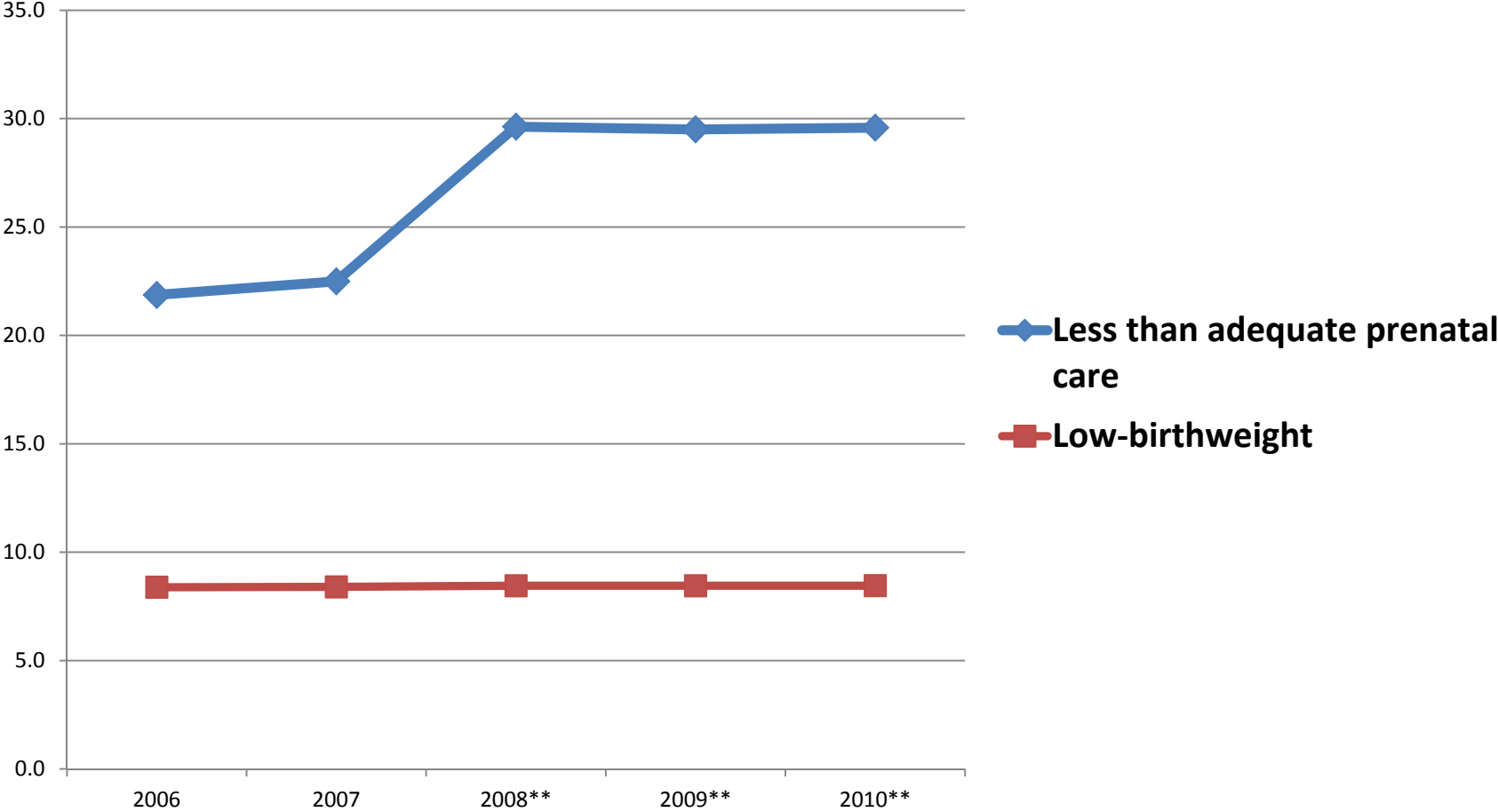
Parents read to young children daily \*

\*National Survey of Child Health, 2007

# Pediatric/Family Health

- **Insured** – private, public (Medicaid/MiChild)-  
access not measured
- **Maternal Infant**
  - Prenatal care
  - Smoking during pregnancy
  - Low-birthweight
  - Infant mortality – by race
- **Toddlers**
  - Lead – ages 1-2
  - Immunization 19-35 mos.

Less than adequate prenatal care rose sharply in 2008 with new birth certificate.



# Social/Emotional Health

A critical area, but little data.

By the numbers

- 5,701 young children ages 0-5 in foster care
- 2,156 young children ages 0-3 receiving mental health services - CMH

# Other data that may reflect social emotional health.

- Mental health issues identified in CPS cases
- Expulsions or suspensions from child care
- Kindergarteners or first graders with challenging behaviors – number or %

# Child Care and Education

Services – early intervention

Early ON, ages 0-2 vs.

Population at risk 2005

Special Ed, ages 3-5

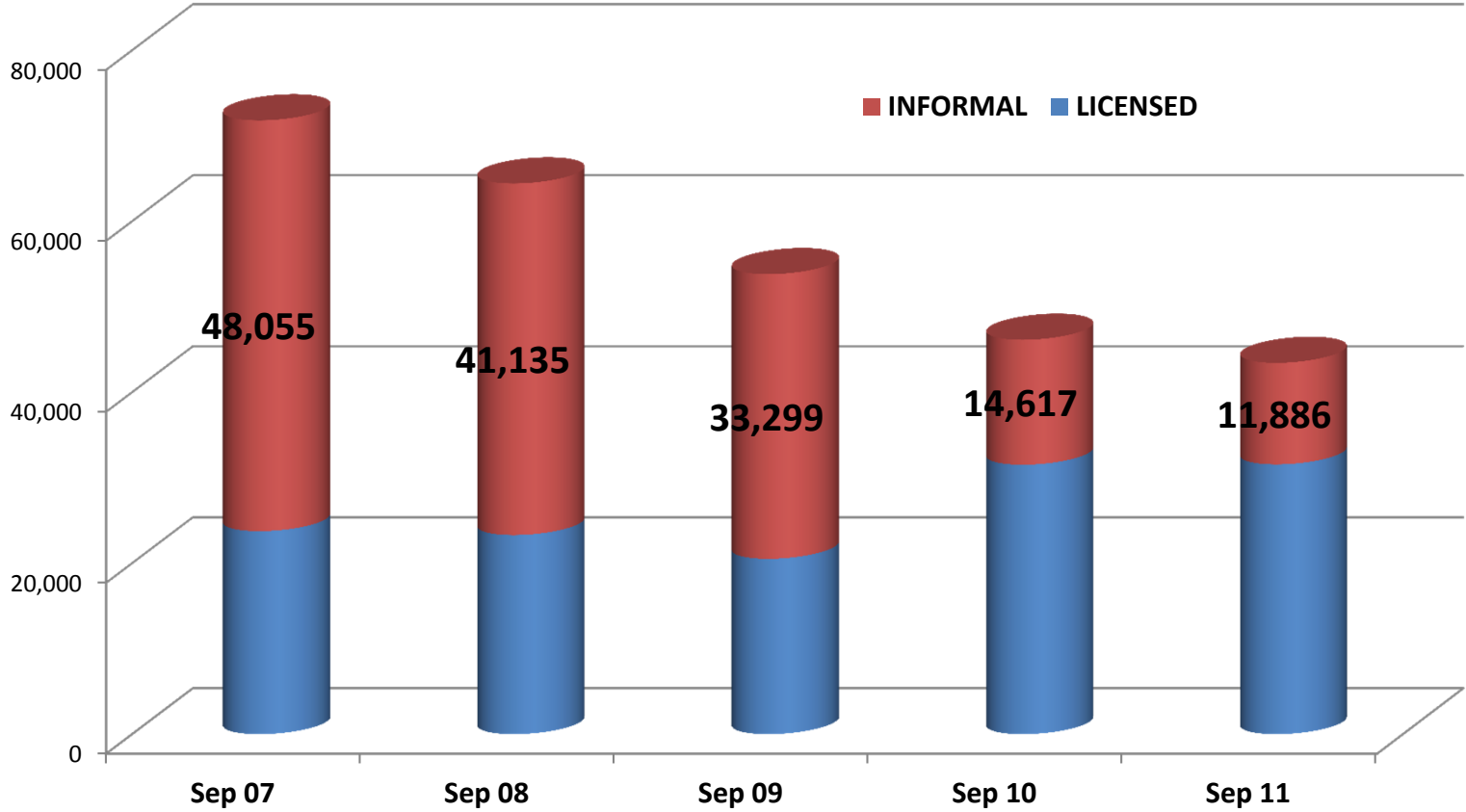


# Child Care (Need and Supply)

- Need – all parents in labor force - 66%
- Child Care Subsidy - % relative/aide
- Child Care Providers
  - Centers
    - % full-day
    - % accept infants
  - Group family homes
  - Family homes
- % National accreditation

QUALITY RATING SYSTEM

The number of children in subsidized care with relative/aides has plummeted.



# Preschool and MEAP

## Preschool programs

- GSRP – only 4-year olds
- Head Start

## Elementary school

- First graders older than cohort
- MEAP % proficient
  - Reading
  - Math

# Other Sources of Data

- Anecdotes – stories
- Focus groups – Head Start parents/staff
- Child care providers
- GS Collaboratives
- HV providers

# Uses of Information

- Inform policymakers
- Determine need for programs/interventions
- Assess impact of policies/program implementation
- Inform implementation
- Provide perspective and understanding of issues

# Kids Count

- National project - Annie E. Casey –states
  - Data Book
  - Special reports
  - Data Center
- State project: MI League for Public Policy – counties/cities
  - Right Start
  - Data Book

# Data Resources

- [www.kidscount.org](http://www.kidscount.org) –
  - Featured Indicators
  - Community Profiles
- [www.mlpp.org](http://www.mlpp.org)
  - County or city profiles (Right Start & Data Book)
  - Policy issues – economic security/budget/tax