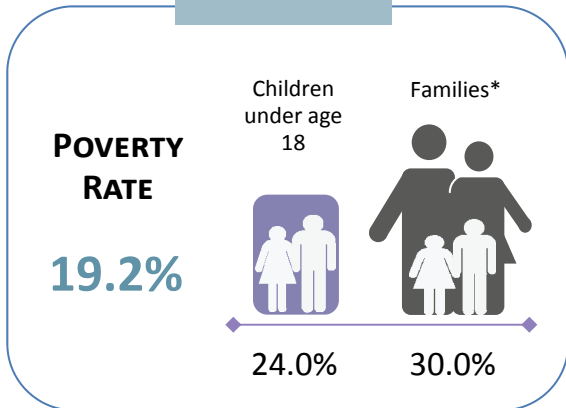


Spotlight on Reservations and Trust Lands

BAY MILLS

POVERTY



POPULATION/RACE/HEALTH INSURANCE

TOTAL POPULATION: 1,143

- Under age 5: **94 (8.2%)**
- Age 65+: **81 (7.1%)**
- Median age: **27**

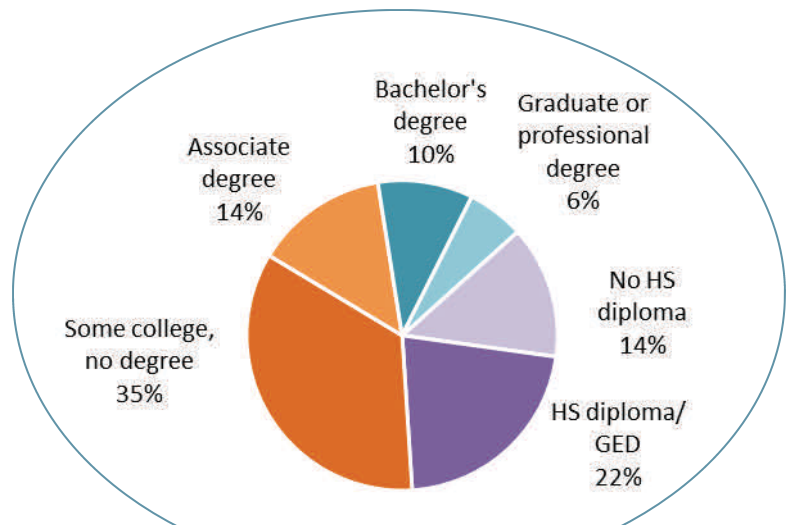
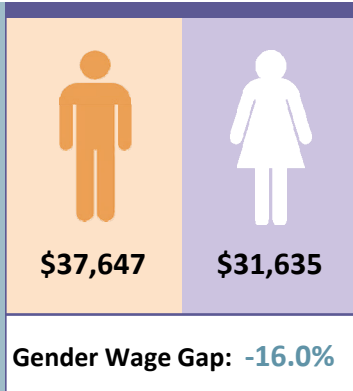
RACE/ETHNICITY

- White: **154 (13.5%)**
- African-American: **28 (2.4%)**
- Hispanic or Latino: **16 (1.4%)**
- Asian: **2 (0.2%)**
- American Indian/Alaska Native: **756 (66.1%)**

NO HEALTH INSURANCE

- Total: **171 (15.0%)**
- Children**: **43 (11.0%)**

MEDIAN WAGE BY GENDER



EDUCATIONAL ATTAINMENT AGES 25 AND OLDER

— 2014 —

Median household income	37348	
Units in which rent is 35%+ of income	63	41%
Limited English proficiency (age 5+)	6	1.0%
Households receiving FIP cash assistance	26	7.0%
Households receiving SNAP food assistance	86	23.0%

* Families with children under age 18

** Children under age 18

Source: American Community Survey Data Profiles (2010-2014 5-Year Estimates).