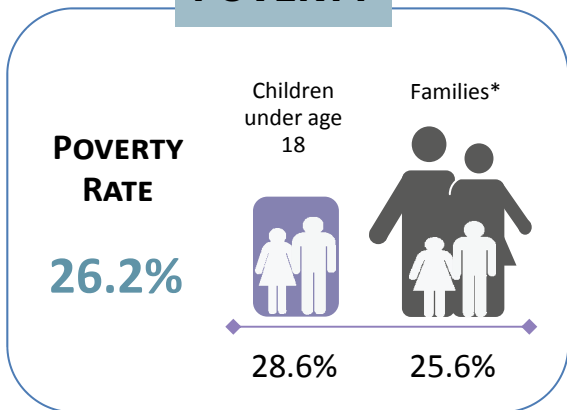


Spotlight on Reservations and Trust Lands

GRAND TRAVERSE

POVERTY



POPULATION/RACE/HEALTH INSURANCE

TOTAL POPULATION: 717

- Under age 5: **73 (10.2%)**
- Age 65+: **40 (5.6%)**
- Median age: **29**

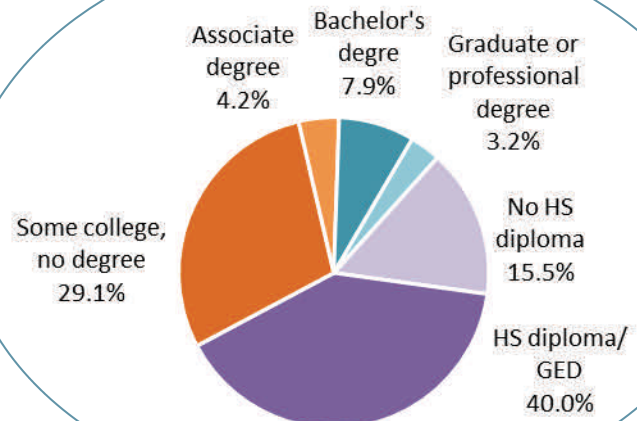
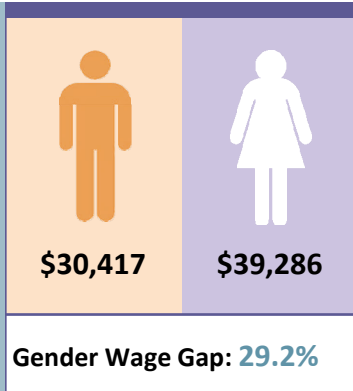
RACE/ETHNICITY

- White: **81 (11.3%)**
- African-American: **4 (0.6%)**
- Hispanic or Latino: **176 (24.5%)**
- Asian: **7 (1.0%)**
- American Indian/Alaska Native: **386 (53.8%)**

NO HEALTH INSURANCE

- Total: **137 (19.4%)**
- Children**: **17 (6.5%)**

MEDIAN WAGE BY GENDER



EDUCATIONAL ATTAINMENT AGES 25 AND OLDER

— 2014 —

Median household income	\$34,375	
Units in which rent is 35%+ of income	35	31.3%
Limited English proficiency (age 5+)	11	1.7%
Households receiving FIP cash assistance	32	14.0%
Households receiving SNAP food assistance	72	31.4%

* Families with children under age 18

** Children under age 18

Source: American Community Survey Data Profiles (2010-2014 5-Year Estimates).