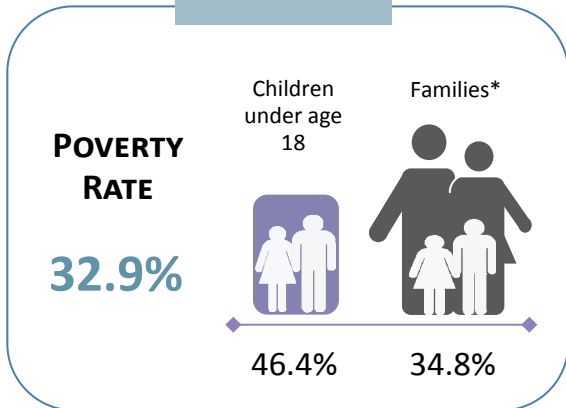


Spotlight on Reservations and Trust Lands HANNAHVILLE INDIAN COMMUNITY

POVERTY



POPULATION/RACE/HEALTH INSURANCE

TOTAL POPULATION: 535

- Under age 5: **73 (13.6%)**
- Age 65+: **20 (3.7%)**
- Median age: **26**

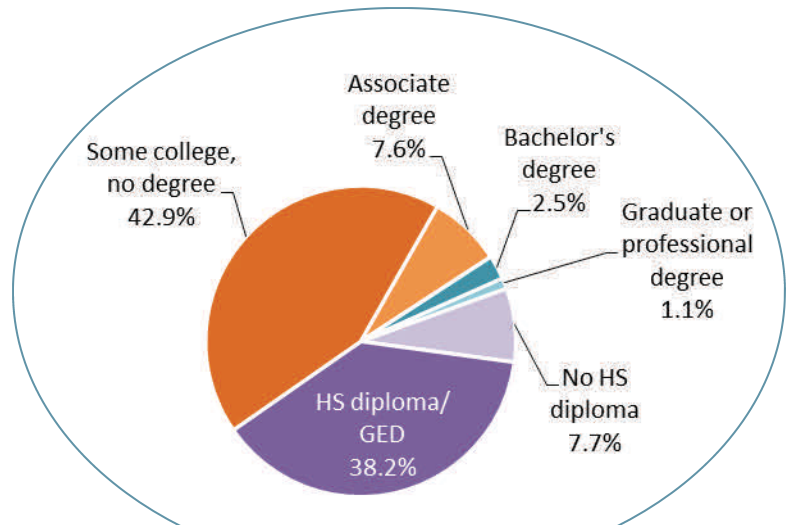
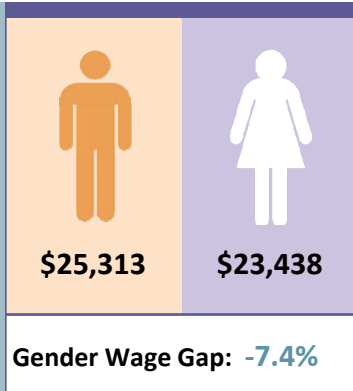
RACE/ETHNICITY

- White: **61 (11.4%)**
- African-American: **0 (0%)**
- Hispanic or Latino: **32 (6.0%)**
- Asian: **9 (1.7%)**
- American Indian/Alaska Native: **348 (65.0%)**

NO HEALTH INSURANCE

- Total: **114 (21.3%)**
- Children**: **20 (11.0%)**

MEDIAN WAGE BY GENDER



EDUCATIONAL ATTAINMENT AGES 25 AND OLDER

— 2014 —

Median household income	\$28,250	
Units in which rent is 35%+ of income	35	29.9%
Limited English proficiency (age 5+)	7	1.5%
Households receiving FIP cash assistance	13	7.9%
Households receiving SNAP food assistance	79	47.9%

* Families with children under age 18

** Children under age 18

Source: American Community Survey Data Profiles (2010-2014 5-Year Estimates).