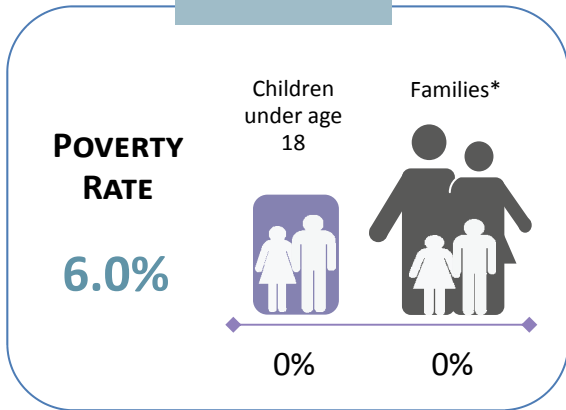


Spotlight on Reservations and Trust Lands HURON POTAWATOMI

POVERTY



POPULATION/RACE/HEALTH INSURANCE

TOTAL POPULATION: 50

- Under age 5: **2 (4.0%)**
- Age 65+: **24 (48.0%)**
- Median age: **60**

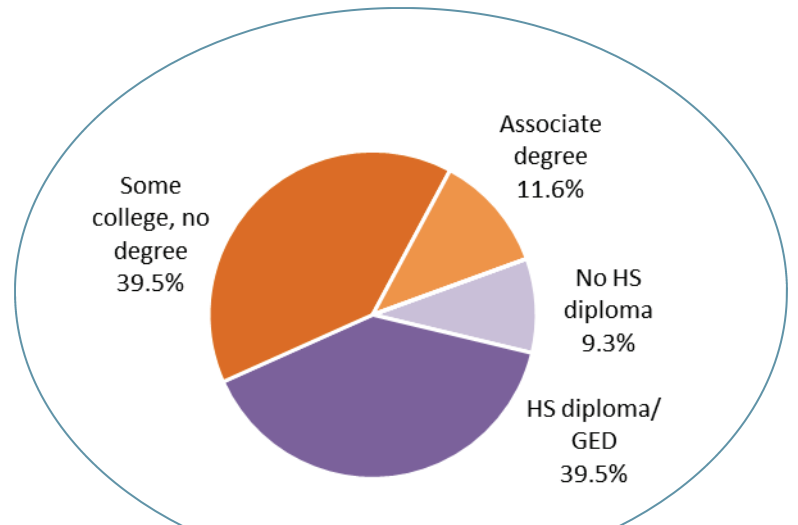
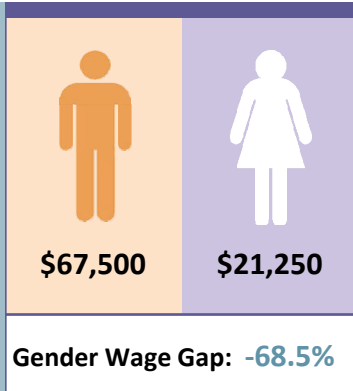
RACE/ETHNICITY

- White: **9 (18.0%)**
- African-American: **2 (4.0%)**
- Hispanic or Latino: **0 (0%)**
- Asian: **0 (0%)**
- American Indian/Alaska Native: **33 (66.0%)**

NO HEALTH INSURANCE

- Total: **5 (10.0%)**
- Children**: **0 (0%)**

MEDIAN WAGE BY GENDER



EDUCATIONAL ATTAINMENT AGES 25 AND OLDER

— 2014 —

Median household income	\$35,625	
Units in which rent is 35%+ of income	1	5.3%
Limited English proficiency (age 5+)	0	0%
Households receiving FIP cash assistance	0	0%
Households receiving SNAP food assistance	5	20.8%

* Families with children under age 18

** Children under age 18

Source: American Community Survey Data Profiles (2010-2014 5-Year Estimates).