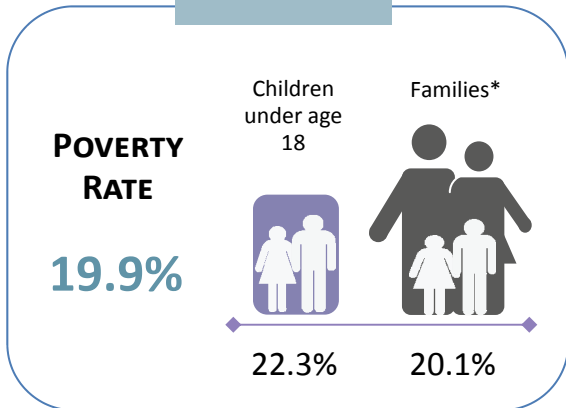


Spotlight on Reservations and Trust Lands

ISABELLA

POVERTY



POPULATION/RACE/HEALTH INSURANCE

TOTAL POPULATION: 26,468

- Under age 5: **1,490 (5.6%)**
- Age 65+: **3,406 (12.9%)**
- Median age: **37**

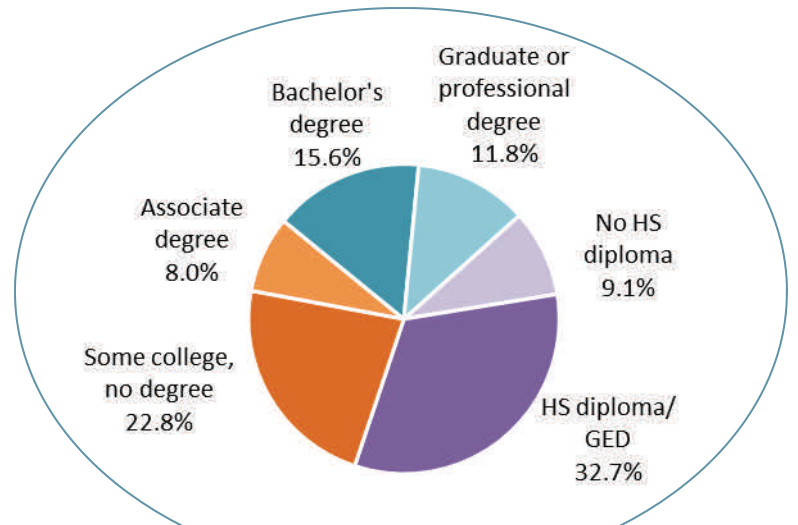
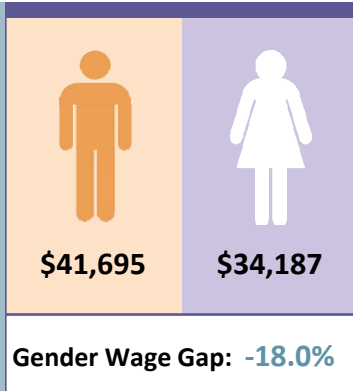
RACE/ETHNICITY

- White: **22,648 (85.6%)**
- African-American: **268 (1.0%)**
- Hispanic or Latino: **1,024 (3.9%)**
- Asian: **170 (0.6%)**
- American Indian/Alaska Native: **1,326 (5.0%)**

NO HEALTH INSURANCE

- Total: **3,233 (12.4%)**
- Children**: **250 (4.5%)**

MEDIAN WAGE BY GENDER



EDUCATIONAL ATTAINMENT AGES 25 AND OLDER

— 2014 —

Median household income	\$45,004	
Units in which rent is 35%+ of income	1,221	43.6%
Limited English proficiency (age 5+)	208	0.8%
Households receiving FIP cash assistance	333	3.2%
Households receiving SNAP food assistance	1,923	18.5%

* Families with children under age 18

** Children under age 18

Source: American Community Survey Data Profiles (2010-2014 5-Year Estimates).