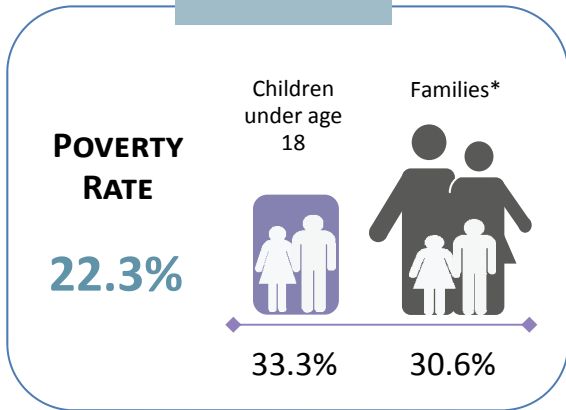


## Spotlight on Reservations and Trust Lands

### L'ANSE

#### POVERTY



#### POPULATION/RACE/HEALTH INSURANCE

##### TOTAL POPULATION: 2,952

- Under age 5: **219 (7.4%)**
- Age 65+: **564 (19.1%)**
- Median age: **45**

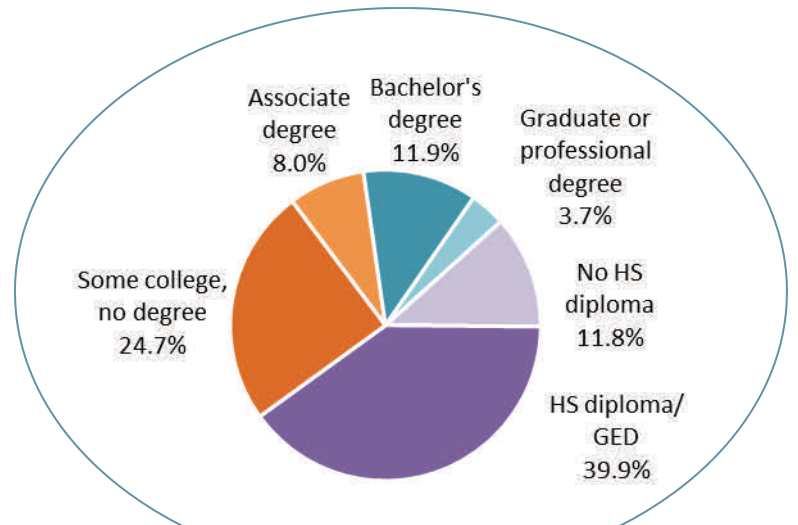
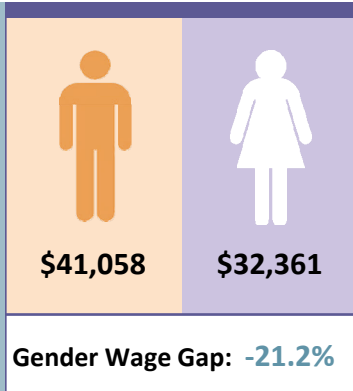
##### RACE/ETHNICITY

- White: **2,320 (78.6%)**
- African-American: **26 (0.9%)**
- Hispanic or Latino: **26 (0.9%)**
- Asian: **39 (1.3%)**
- American Indian/Alaska Native: **374 (12.7%)**

##### NO HEALTH INSURANCE

- Total: **342 (11.9%)**
- Children\*\*: **49 (6.2%)**

#### MEDIAN WAGE BY GENDER



#### EDUCATIONAL ATTAINMENT AGES 25 AND OLDER

#### — 2014 —

|   |                 |              |
|---|-----------------|--------------|
| Median household income                   | <b>\$37,443</b> |              |
| Units in which rent is 35%+ of income     | <b>105</b>      | <b>41.8%</b> |
| Limited English proficiency (age 5+)      | <b>48</b>       | <b>1.8%</b>  |
| Households receiving FIP cash assistance  | <b>35</b>       | <b>2.8%</b>  |
| Households receiving SNAP food assistance | <b>172</b>      | <b>14.0%</b> |

\* Families with children under age 18

\*\* Children under age 18

Source: American Community Survey Data Profiles (2010-2014 5-Year Estimates).