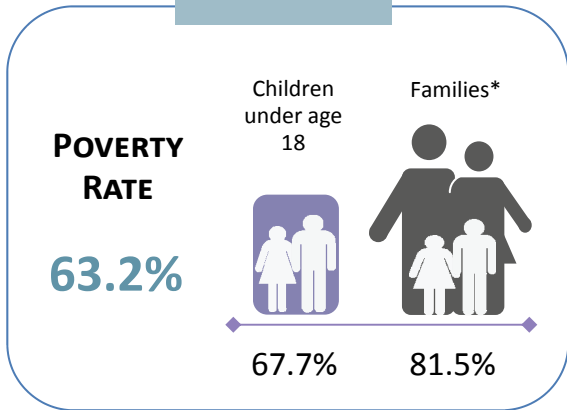


Spotlight on Reservations and Trust Lands

LITTLE RIVER

POVERTY



POPULATION/RACE/HEALTH INSURANCE

TOTAL POPULATION: 106

- Under age 5: **14 (13.2%)**
- Age 65+: **6 (5.7%)**
- Median age: **37**

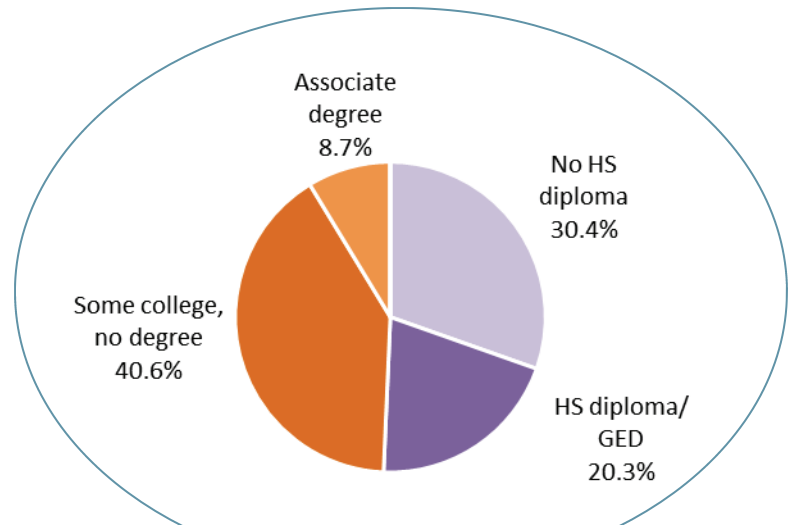

RACE/ETHNICITY

- White: **29 (27.4%)**
- African-American: **5 (4.7%)**
- Hispanic or Latino: **6 (5.7%)**
- Asian: **0 (0%)**
- American Indian/Alaska Native: **60 (56.6%)**

NO HEALTH INSURANCE

- Total: **3 (2.8%)**
- Children**: **1 (3.2%)**

MEDIAN WAGE BY GENDER



EDUCATIONAL ATTAINMENT AGES 25 AND OLDER

— 2014 —

Median household income	\$19,375	
Units in which rent is 35%+ of income	20	50.0%
Limited English proficiency (age 5+)	1	1.1%
Households receiving FIP cash assistance	0	0%
Households receiving SNAP food assistance	26	65.0%

* Families with children under age 18

** Children under age 18

Source: American Community Survey Data Profiles (2010-2014 5-Year Estimates).