

A Spotlight of Immigrants in: ANN ARBOR

Population/Race/Health Insurance

TOTAL POPULATION: 21,166

(17.9%)

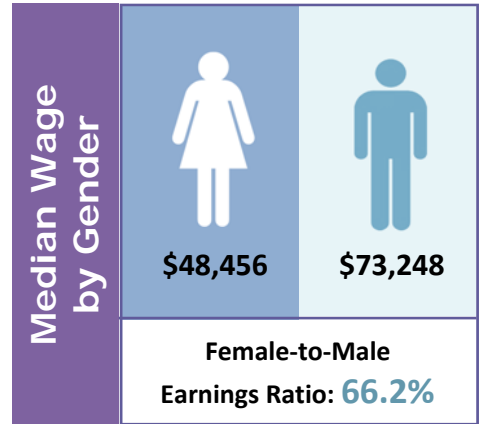
- Naturalized Citizen: **7,364**
- Under age 5: **190 (0.9%)**
- Age 65+: **2,138 (10.1%)**
- Median age: **33**

NO HEALTH INSURANCE

- Total: **1,154 (5.5%)**

RACE/ETHNICITY

- White: **6,075 (28.7%)**
- African-American: **677 (3.2%)**
- Hispanic or Latino: **1,693 (8.0%)**
- American Indian/Alaska Native: **190 (0.9%)**
- Asian: **12,382 (58.5%)**
- Native Hawaiian and other race: **0 (0.0%)**
- Some other race: **233 (1.1%)**
- Two or more races: **423 (2.0%)**

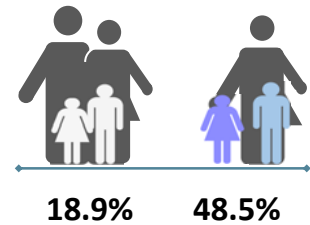


Educational Attainment Ages 25 and Older

Less than ninth grade	643	4.5%
High school diploma or GED	900	6.3%
Some college, or associate degree	1,429	10.0%
Bachelor's degree	3,473	24.3%
Graduate or professional degree	7,847	54.9%

Poverty

Families with children Single parent (female) family



POVERTY RATE: **27.5%**

Housing	Median household income	\$51,184	
	Number of occupied rental units	6,422	
	Number of homes owned by immigrants	3,075	32.4%
	Units in which rent is 30%+ of income	2,941	45.8%

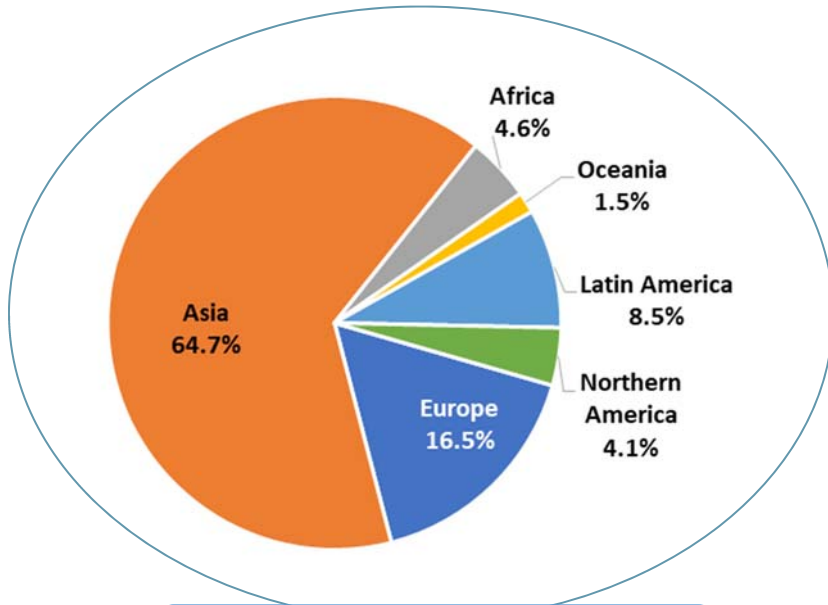
LIMITED ENGLISH PROFICIENCY (AGE 5+)

7,174 34.2%



Source: American Community Survey Data Profiles (2012-2016 5-Year Estimates)

ANN ARBOR



Region of Birth



Top Five Countries of Origin	
1	China
2	India
3	Korea
4	Japan
5	Taiwan

Percent of School Enrollment

Nursery school, preschool	1.1%
Elementary school (grades K-8)	8.8%
High school (grades 9-12)	4.7%
College or graduate school	85.3%



Top Five Industries		
	Industry	Percent
1	Educational services, and healthcare and social assistance	58.4%
2	Manufacturing	12.5%
3	Professional, scientific, and management, and administrative and waste management services	10%
4	Arts, entertainment, and recreation, and accommodation and food services	6.4%
5	Retail trade	3.9%

