

A Spotlight of Immigrants in: FARMINGTON HILLS

Population/Race/Health Insurance

TOTAL POPULATION: 15,229

(18.8%)

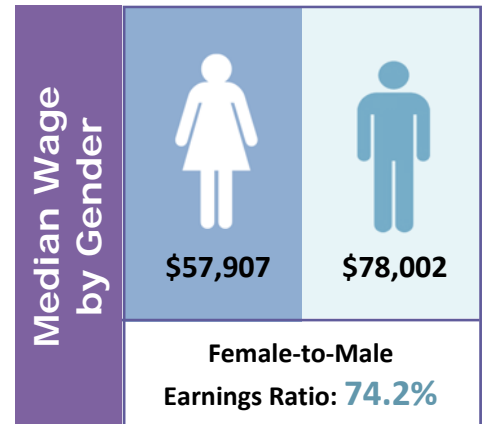
- Naturalized Citizen: **8,807**
- Under age 5: **152 (1.0%)**
- Age 65+: **2,711 (17.8%)**
- Median age: **43**

NO HEALTH INSURANCE

- Total: **1,257 (8.3%)**

RACE/ETHNICITY

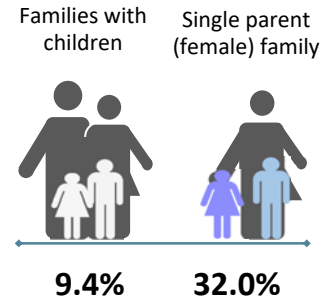
- White: **6,762 (44.4%)**
- African-American: **640 (4.2%)**
- Hispanic or Latino: **746 (4.9%)**
- American Indian/Alaska Native: **0 (0.0%)**
- Asian: **6,625 (43.5%)**
- Native Hawaiian and other race: **0 (0.0%)**
- Some other race: **228 (1.5%)**
- Two or more races: **350 (2.3%)**



Educational Attainment Ages 25 and Older

Less than ninth grade	1,171	8.8%
High school diploma or GED	1,677	12.6%
Some college, or associate degree	2,209	16.6%
Bachelor's degree	3,913	29.4%
Graduate or professional degree	4,339	32.6%

Poverty



POVERTY RATE: **10.0%**

Housing	Median household income	\$82,112	
	Number of occupied rental units	3,208	
	Number of homes owned by immigrants	3,825	54.4%
	Units in which rent is 30%+ of income	1,135	35.4%

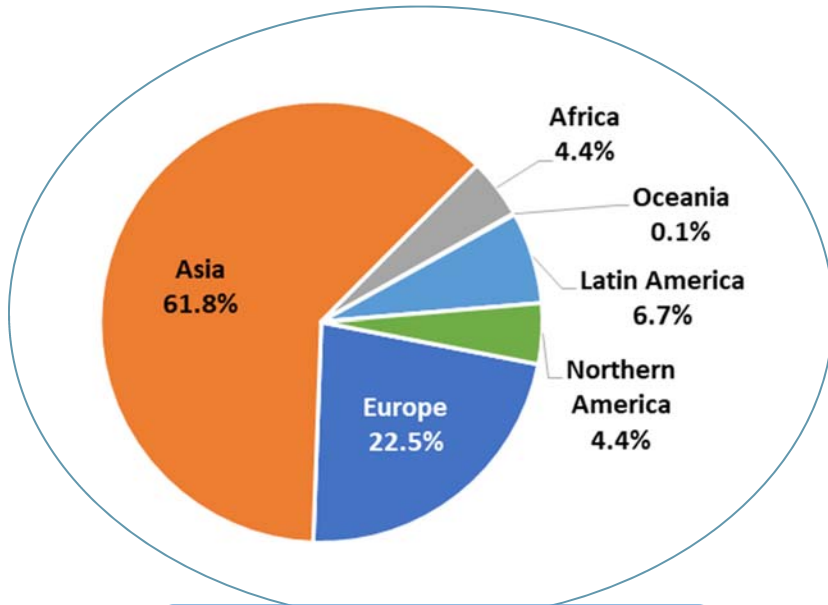
LIMITED ENGLISH PROFICIENCY (AGE 5+)

4,298 28.5%



Source: American Community Survey Data Profiles (2012-2016 5-Year Estimates)

FARMINGTON HILLS



Region of Birth



Top Five Countries of Origin	
1	India
2	Iraq
3	China
4	Canada
5	Romania

Percent of School Enrollment

Nursery school, preschool	3.9%
Elementary school (grades K-8)	26.7%
High school (grades 9-12)	11.4%
College or graduate school	58%



Top Five Industries		
	Industry	Percent
1	Educational services, and healthcare and social assistance	22.5%
2	Professional, scientific, and management, and administrative and waste management services	22.1%
3	Manufacturing	19.4%
4	Retail trade	12%
5	Arts, entertainment, and recreation, and accommodation and food services	6.8%

