

## A Spotlight of Immigrants in: HAMTRAMCK

### Population/Race/Health Insurance

#### TOTAL POPULATION: 9,289

(42.3%)

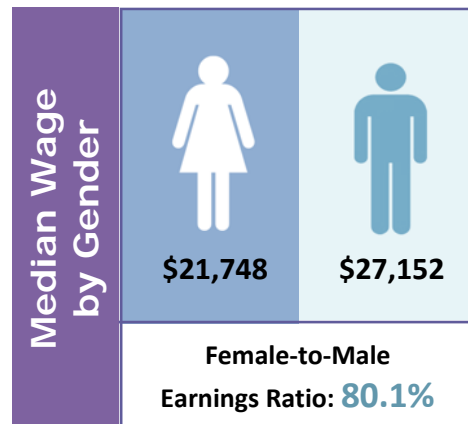
- Naturalized Citizen: **4,293**
- Under age 5: **167 (1.8%)**
- Age 65+: **808 (8.7%)**
- Median age: **35**

#### NO HEALTH INSURANCE

- Total: **2,479 (26.8%)**

#### RACE/ETHNICITY

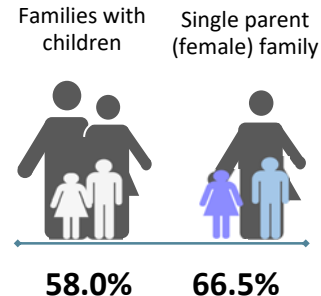
- White: **4,719 (50.8%)**
- African-American: **19 (0.2%)**
- Hispanic or Latino: **19 (0.2%)**
- American Indian/Alaska Native: **0 (0.0%)**
- Asian: **4,124 (44.4%)**
- Native Hawaiian and other race: **0 (0.0%)**
- Some other race: **28 (0.3%)**
- Two or more races: **390 (4.2%)**



### Educational Attainment Ages 25 and Older

Less than ninth grade	<b>2,485</b>	<b>37.4%</b>
High school diploma or GED	<b>2,333</b>	<b>35.1%</b>
Some college, or associate degree	<b>1,076</b>	<b>16.2%</b>
Bachelor's degree	<b>478</b>	<b>7.2%</b>
Graduate or professional degree	<b>272</b>	<b>4.1%</b>

### Poverty



POVERTY RATE: **50.5%**

Housing	Median household income	<b>\$25,285</b>	
	Number of occupied rental units	<b>1,332</b>	
	Number of homes owned by immigrants	<b>1,647</b>	<b>55.3%</b>
	Units in which rent is 30%+ of income	<b>663</b>	<b>49.8%</b>

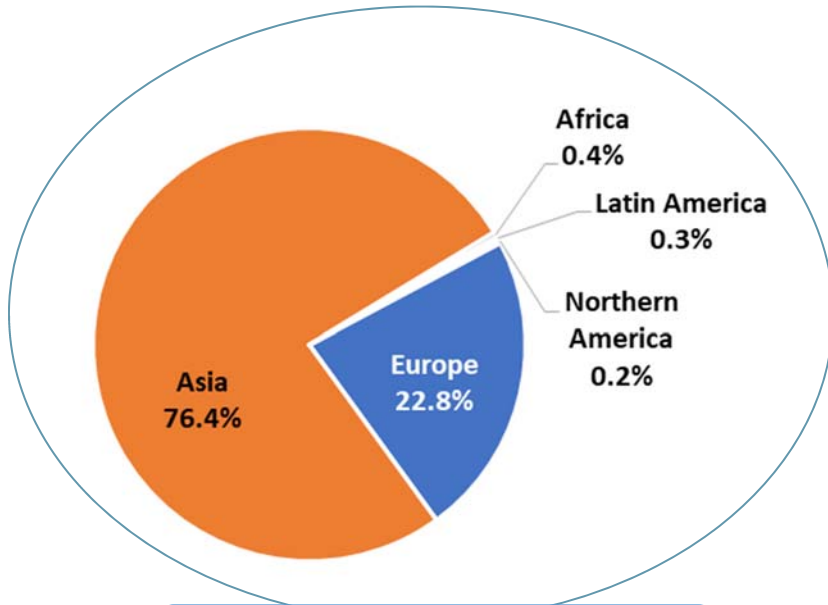
### LIMITED ENGLISH PROFICIENCY (AGE 5+)

**6,328 69.4%**



Source: American Community Survey Data Profiles (2012-2016 5-Year Estimates)

# HAMTRAMCK



**Region of Birth**



Top Five Countries of Origin	
1	Bangladesh
2	Yemen
3	Bosnia and Herzegovina
4	Poland
5	Ukraine

## Percent of School Enrollment

Nursery school, preschool	1.5%
Elementary school (grades K-8)	34.5%
High school (grades 9-12)	25%
College or graduate school	39.1%



Top Five Industries		
	Industry	Percent
1	Manufacturing	33.1%
2	Retail trade	18.6%
3	Arts, entertainment, and recreation, and accommodation and food services	14.6%
4	Professional, scientific, and management, and administrative and waste management services	9%
5	Educational services, and healthcare and social assistance	8.3%

