



SPOTLIGHT ON YOUR DISTRICT: State House District 83

Patrick Schaefer, Policy Analyst | April 2026

KEY METRICS



94,532
total population



\$69,072
median household income



10,367 | 11%
age 65+



33
median age




14%
poverty rate



6,147 | 7%
under age 5

POVERTY RATE FOR



Families with children:

15%



Children under age 18:

20%



Single parent (female) family:

31%

RACE/ETHNICITY

White	47,775	(51%)
Black or African American	9,151	(10%)
Hispanic or Latino	30,790	(33%)
Asian	1,477	(2%)
American Indian/ Alaska Native	54	(<1%)
Native Hawaiian/ Other Pacific Islander	-	(0%)
Two or More Races	4,817	(5%)

MEDIAN WAGE

\$54,050
for men

\$46,197
for women

Female-to-male earnings ratio: **86%**
(Women earn 86¢ for every dollar men earn.)

LANGUAGE SPOKEN

A language other than English spoken at home:

25,807 | 29%

Kamusta!

Habari!

Limited English proficiency (age 5+):

11,834 | 13%

Hola!

ANNUAL HOUSEHOLD INCOME

14% Under \$25,000

40% \$25,000 - \$74,999

46% \$75,000 or more

TECHNOLOGY



32,913 | 96%
Households with a computer



31,582 | 92%
Households with broadband internet subscription

EDUCATIONAL ATTAINMENT AGE 25+

Less than ninth grade	4,947	8%
Ninth to twelfth grade, no diploma	4,781	8%
High school diploma or equivalent	18,325	30%
Some college, no degree	13,282	22%
Associate degree	5,491	9%
Bachelor's degree	9,942	16%
Graduate or professional degree	4,270	7%

DISABILITY STATUS



1,131 | 5%
children under age 18 with disability

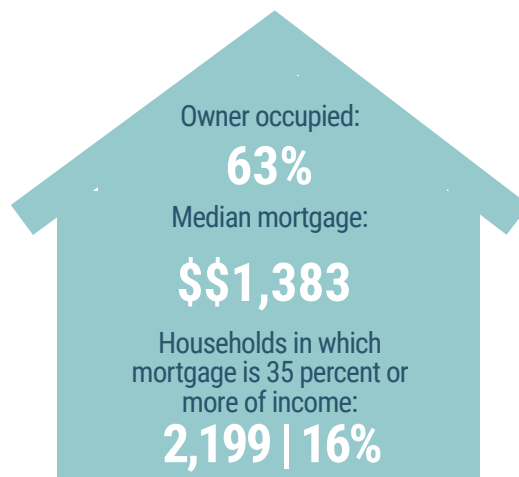
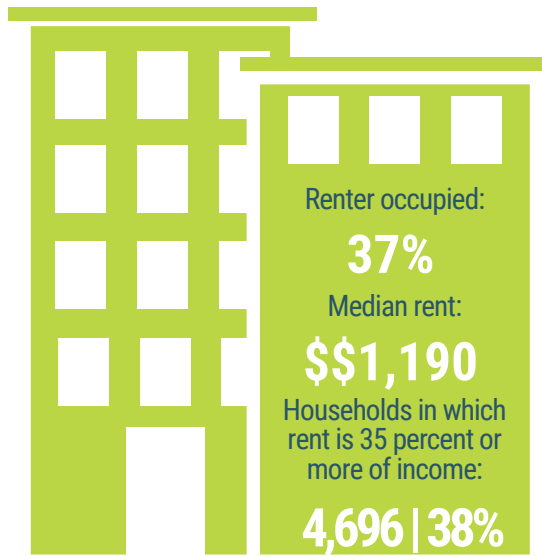


6,293 | 11%
18-64 years old with disability



3,145 | 31%
65 years old and over with disability

HOUSING



HEALTH INSURANCE



Population with Health Insurance

Private: **60,554 | 64%**

Public: **34,271 | 36%**

Population with No Health Insurance

Total: **7,833 | 8%**

Children: **1,072 | 4%**

COMMUTING TO WORK

Travel time to work: 21.9 minutes



73%

Drove alone
(car, truck or van)



12%

Carpooled



2%

Public
transportation



2%

Walked



2%

Other means



9%

Worked at
home

Scan to view more
data at
www.mlpp.org



Source: American Community Survey, 2024 5-Year Data Profiles